



Speaking. Practice test



RMIT English Language Test for Aviation - Pilots

Speaking – Pilots

- There are 3 sections in the Speaking part:
 - Section 1 is a routine flight with some non-significant abnormal situations.
 - Section 2 is a non-routine flight.
 - Section 3 is an interview and a discussion.
- In **Sections 1 and 2** you will take on the role of a pilot to communicate with ATC.
- In **Section 3** you will discuss a non-routine part of your flight, will share your experience and ideas.
- The photographs on the screen indicate what you, as the pilot, see from the flight deck.
- The examiner will control when the next screen is displayed.
- Follow the prompts and instructions on the screen.
- **Speak** when you see this symbol: 
- **Listen** and **react** when you see this symbol: 
- Your voice will be recorded. Speak clearly into the microphone.



Instructions for Speaking test – Section1

- This part of the flight includes routine exchanges.
- In this part of the test, you will listen and respond to several controllers at **Stepville International Airport**.
- The examiner will take the controller's part.
- Your voice will be recorded.


STEPVILLE
International Airport

A

B

C


HELIPORT



BRIEFING 03
Before Section 1 begins, study the information in the card given to you by the examiner and be ready to answer the examiner's questions.

Helicopter	Airbus H-125
Callsign	Helicopter HP-MAI
Position	Helipad A
Origin	Stepville
Destination	North Lane
Flight rules	VFR
POB	4
Local time	14.45 am
Where you start	You have switched to ATIS frequency to obtain current weather for Stepville

During the flight be ready to copy all necessary information you receive from the controller, such as vectors, altitudes, route points, time, and other relative information.
Speak clearly. Your voice will be recorded.

**Listen and copy ATIS information.**

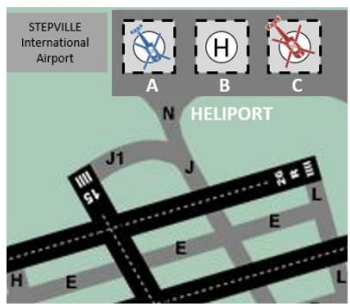
STEPVILLE
International
Airport

A

B

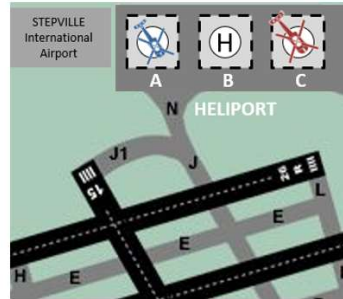
C

HELIPORT





Call Stepville Delivery for ATC clearance.

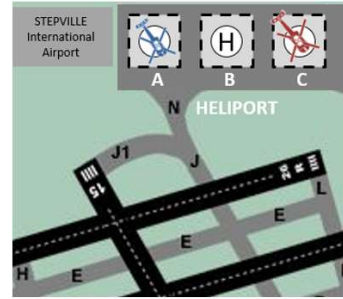


Listen and reply to ATC.





Call Stepville Ground for start up.



Call Ground and explain the situation.



Give reason:



Ask for more information:





Listen to ATC.



Reply to the controller.



Details:

Passengers: 2 (a married couple)

Age: middle-aged

Purpose of trip: business conference

Passengers' condition: angry about the delay



Call Ground. Report the changes.



You are ready for air-taxi. Call ATC.





Reply to ATC.



Delay ?

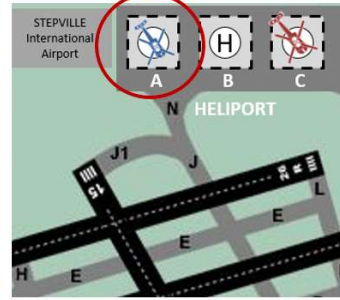


Reply to the controller.





You are ready for helicopter departure. Call Tower.



You are approaching KILAR. Call Tower to change the frequency.



This is the end of Speaking Test - Section 1

Section 2 will begin shortly



Instructions for Speaking test – Section2

- This part of the flight includes non-routine exchanges.
- In this part of the test, you will listen and respond to several controllers on the way to **Stepville International Airport**.
- The examiner will take the controller's part.
- Your voice will be recorded.



BRIEFING 04

Before Section 2 begins, study the information in the card given to you by the examiner and be ready to answer the examiner's questions.

Helicopter	Airbus H-125
Callsign	Helicopter HP-MAI
Position	Approaching KILAR, heading to North Lane, altitude 1500'
Origin	Stepville
Destination	North Lane
Flight rules	VFR
POB	3
Local time	15.15
Where you start	You are leaving the Stepville control zone and have switched to the Stepville Flight Information Service to obtain traffic information.

During the flight be ready to copy all necessary information you receive from the controller, such as vectors, altitudes, route points, time, and other relative information. Speak clearly. Your voice will be recorded.



Call Stepville Information.
Make position report.
Request flight information service.





Listen to ATC giving you traffic information and reply.



Reply to ATC




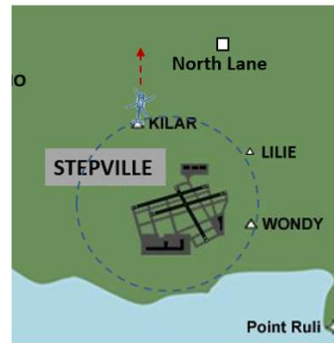


Find out more information.

Altitude

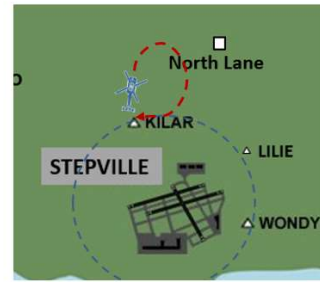


Inform the controller about your decision.





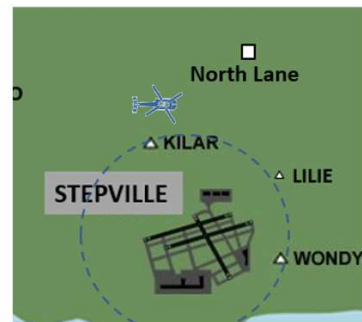
You have a problem. Inform
ATC about your decision.
Ask for frequency change.




Give
reason:




Listen to the ATIS recording.
Copy the information.





 You are approaching KILAR. Call Stepville Tower to enter controlled airspace.



 Confirm your status and make a request.



Ask for:

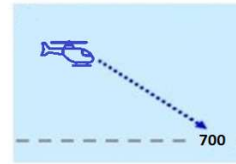


EMG





Call Tower to report the visibility problem and your intention.



Ask for:



Listen and reply to the controller.





Call ATC on the ground.



Reply to ATC.





Call ATC for progress report and intentions.

Then

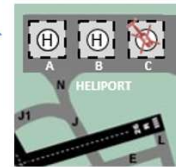
Fuel pump

Wrong indication

Now

Fuel pump

Ask for:

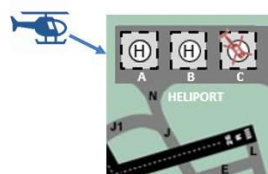


You are ready to proceed to the heliport. Call ATC.





 You are approaching the
heliport. Call Tower.



This is the end of Speaking Test - Section 2

Please join the examiner for Section 3 interview

PICTURE 1



PICTURE 2



2. Look at the pictures. Can you describe the situations in both Picture 1 and Picture 2? How are the pictures connected?
 3. Let's get back to the second part of the test. Could you recall what action you took as a pilot when your aircraft had experienced the visibility problem due to a bird strike?
 4. Have you or anyone you know ever experienced a similar situation?
 5. How dangerous might bird strikes be for helicopters?
 6. What maintenance actions are required after a bird strike?
-

Let's now discuss some more general aviation issues, where I'd like you to share your ideas.

7. How safe are helicopters to fly?
 8. What tasks can helicopters perform that would be impossible for an ordinary fixed-wing plane?
 9. Are helicopters really the future of transportation? Give your reason.
-